

MATERIAL

Base: Silexpol® (mix of polyurethane resins, silica and other minerals).

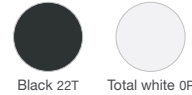
Drain cover: Stainless steel, lacquered to match color of the base (brushed stainless steel finish optional).

TEXTURE

Slate.

COLORS

In stock:



On order:



INCLUDED

- Shower base.
- Drain cover.
- Tile flange (includes 2 long sides and 1 short side).
- Adhesive tape for sealing flange at the corners.
- Installation instructions and owner's manual.
- Packaged in a triplex carton box with a wood frame.

RECOMMENDED DRAINS (not included)

For 2" drain connection:

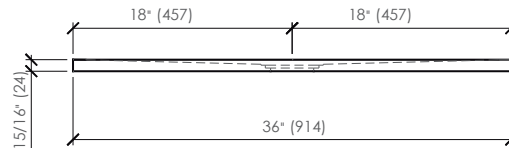
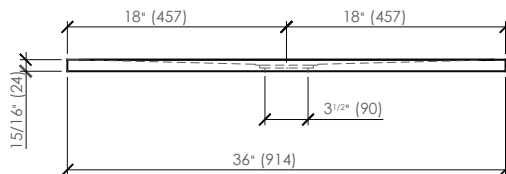
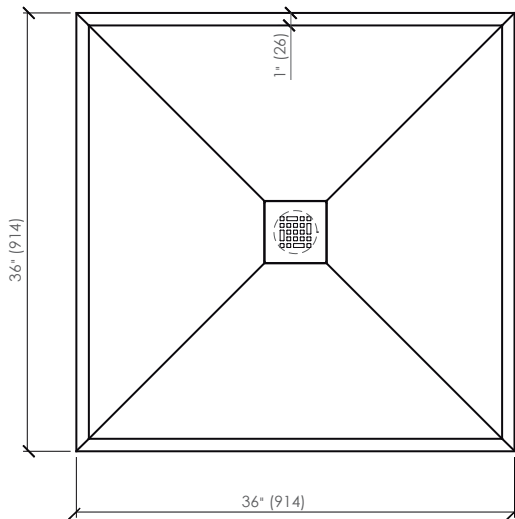
- Sioux Chief: 825-2 - PVC
- Oatey: 42049 - PVC
- Oatey: 42150 - BRASS
- Eastman: 15303 - PVC
- Zurn: FD2275
- OS&B SD35-CP - ABS
- OS&B SD5135-CP - PVC
- OS&B SD22 - BRASS

FEATURES

- Non slip finish: class III (Method of analysis: UNE-ENV 12633:2003).
- Nanobath: Bacteriostatic and fungistatic.
- Base can be cut on-site to accommodate room's architecture and measurements.
- Metaface: Extra coating to improve hardness and strength of shower base finish.
- Installation above floor or flush with the floor.
- Totally flat at the bottom.
- 100% waterproof, no membrane required.
- Easy installation using silicone/caulk or polyurethane adhesive.

DIMENSIONS AND WEIGHT

Length	36" (914 mm)
Width	36" (914 mm)
Height	15/16" (24 mm)
Weight	71.3 lb (32.3 kg)



Approximate measurements. The manufacturer accepts 5 mm (0.2") variance. Products and specifications shown are subject to change without notice. Please contact AD Waters for any further inquiries, spare parts, etc.