



MATERIAL

Base: Silxpol® (mix of polyurethane resins, silica and other minerals).

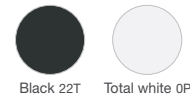
Drain cover: Stainless steel, lacquered to match color of the base (brushed stainless steel finish optional).

TEXTURE


Slate.

COLORS

In stock:



On order:



INCLUDED

- Shower base.
- Drain cover.
- Tile flange (includes 2 long sides and 1 short side).
- Adhesive tape for sealing flange at the corners.
- Installation instructions and owner's manual.
- Packaged in a triplex carton box with a wood frame.

RECOMMENDED DRAINS (not included)

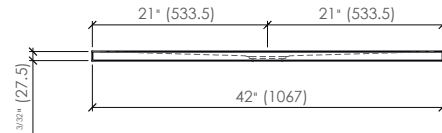
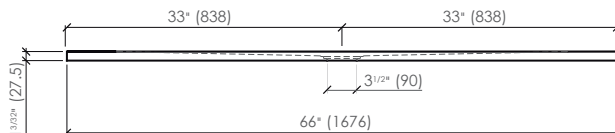
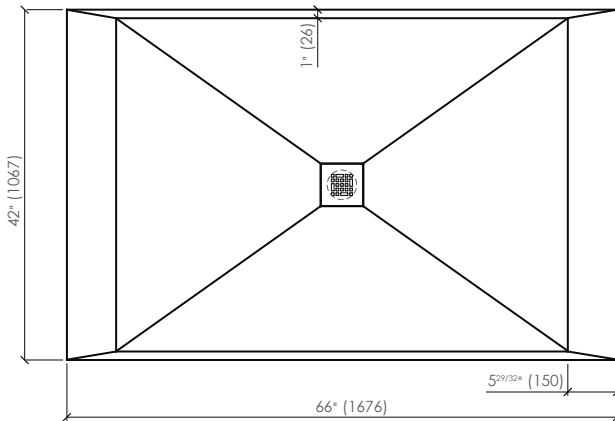
- For 2" drain connection:
- Sioux Chief: 825-2 - PVC
 - Oatey: 42049 - PVC
 - Oatey: 42150 - BRASS
 - Eastman: 15303 - PVC
 - Zurn: FD2275
 - OS&B SD35-CP - ABS
 - OS&B SD5135-CP - PVC
 - OS&B SD22 - BRASS

FEATURES

- Non slip finish: class III (Method of analysis: UNE-ENV 12633:2003).
- Nanobath: Bacteriostatic and fungistatic.
- Base can be cut on-site to accommodate room's architecture and measurements.
- Metaface: Extra coating to improve hardness and strength of shower base finish.
- Installation above floor or flush with the floor.
- Totally flat at the bottom.
- 100% waterproof, no membrane required.
- Easy installation using silicone/caulk or polyurethane adhesive.

DIMENSIONS AND WEIGHT

Length	66" (1676 mm)
Width	42" (1067 mm)
Height	1 3/32" (27.5 mm)
Weight	175.8 lb (79.7 kg)



Approximate measurements. The manufacturer accepts 5 mm (0.2") variance. Products and specifications shown are subject to change without notice. Please contact AD Waters for any further inquiries, spare parts, etc.

Last revision 2017-10-03