



Cube

BC 12

inch 66 x 32 x 19 3/4 mm 1676 x 813 x 502

interior dimensions

rim: inch 58 x 24 mm 1473 x 610
base: inch 51 x 22 mm 1295 x 559
height: inch 17 1/4 mm 438

capacity to overflow

gal (us) - 78 liters - 295

weight

lb - 275 kg - 125

installation

freestanding, 1 wall, 2 walls or 3 walls

accessory

oak bridge wenge shade

material

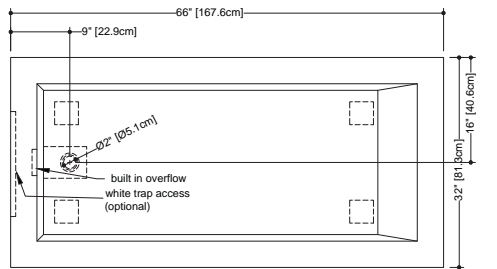
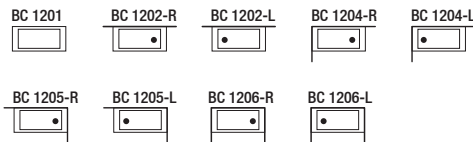
WETMAR BiO™, True High Gloss™
or matte finish

color

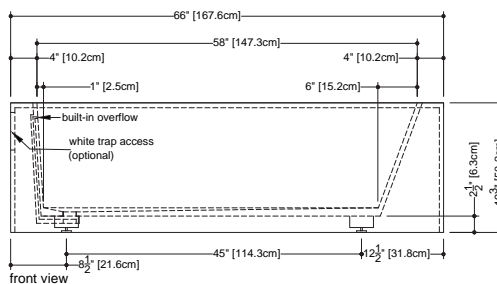
white

codes/standards applicable

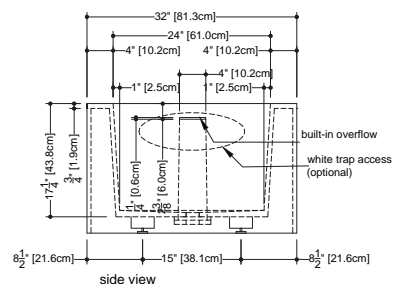
IAPMO-IAPMO-ANSI Z1 24.1
IAPMO-IAPMO-ANSI Z1 24.3
CSA B 45.0 - CSA B45.4



plan view



front view



side view



WETSTYLE Plug & Bathe™ overflow and drain connection system includes:

- Soft-touch pop-up drain, for built-in overflow. Fits both 1-1/2" ABS drain waste and 1-1/2" tubular brass
- 1-1/2" ABS Direct vertical drain waste fitting (copper/brass option also available)
- 1-1/2" ABS 90° Elbow drain waste fitting (copper/brass option also available)

WETSTYLE cannot be held responsible for any technical errors and reserves the right to make revisions without notice.

Approximate measurement.
The manufacturer accept 1/4" (6.35mm) variance.

www.WETSTYLE.CA - Montreal - Canada
Tel. 450.536.9000 - 1 888.536.9001 - Fax. 450.536.0202





optional trap access



Cube

BC 12

inch 66 x 32 x 19 ¼ mm 1676 x 813 x 502

■ **overflow and drain connection**
WETSTYLE Plug & Bathe™ system
(ABS or copper/brass)

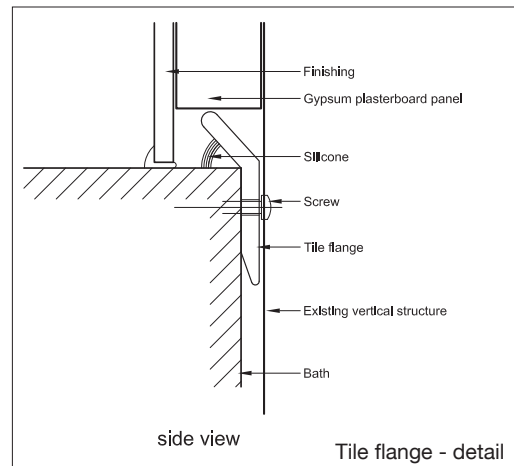
■ **overflow**
slot design
polished chrome or brushed nickel

■ **drain**
soft toe touch
polished chrome or brushed nickel

■ **waste and overflow kit**
included

■ **faucet area recommended**
- wall-mounted faucet for BC1206-R, BC1206-L
- deck-mounted, floor-mounted or
wall-mounted for other models

■ **trap access**
white access panel



side view

Tile flange - detail

Bathtub installation supplies

A tile flange will be supplied to comply with the requested position. Installed at the factory to prevent water leakage, this must be placed directly on the partition framing prior to the installation of drywall.

WETSTYLE cannot be held responsible for any technical errors and reserves the right to make revisions without notice.

Approximate measurement.
The manufacturer accept ¼" (6.35mm) variance.

www.WETSTYLE.CA - Montreal - Canada
Tel. 450.536.9000 - 1 888.536.9001 - Fax. 450.536.0202

